

Renold Roller Chain



RENOLD

Superior Chain Technology

Renold Roller Chain

The consistent performance of Renold roller chain is ensured by a programme of continuous testing and quality audits.

Renold's unique control over pin / bush contact makes sure that wear life exceeds other brands. Little initial chain adjustment is therefore required.

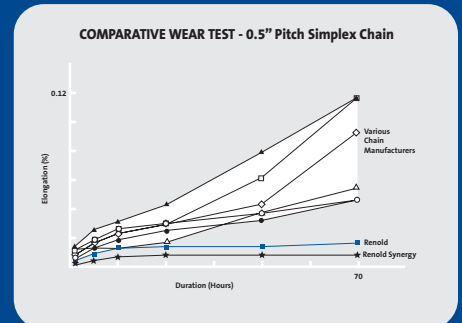
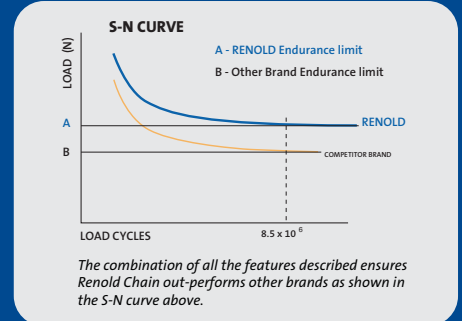
Renold roller chain is highly fatigue resistant, giving up to four times the life of other leading competitor chains.

Breaking loads exceed the minimum requirements of the international standards.

The specification of Renold roller chain has evolved from decades of design, test and application experience which delivers product reliability and consistency.

We strictly control;

- Materials
- Heat Treatment
- Processes
- Fits
- Assembly
- Lubrication
- Packaging




Renold's end-softened pin and spin rivet help to minimise downtime. All you need is a Renold pin extractor and you can disassemble Renold roller chain in seconds; no need to grind the head of the pin, no need for lengthy downtime.

Fatigue life is substantially improved by optimising fits between pin, bush and plates and controlling plate hole quality. Sprocket life is enhanced by matching the chain gearing exactly to the tooth form.

Renold pioneered ball drifting to create precisely controlled holes, which combined with other Renold process technology reinforces fatigue resistance and improves wear performance.

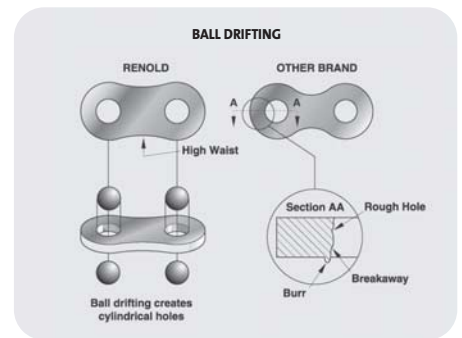
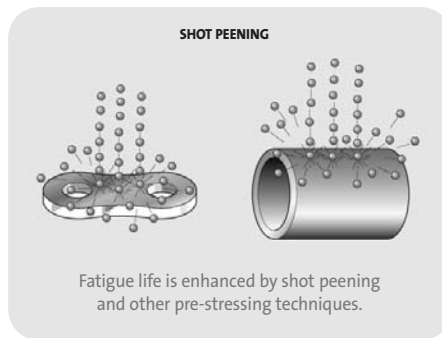
Fatigue life is further enhanced by shot peening and other pre-stressing processes.



Specially formulated lubricants reduce initial wear, give corrosion protection and ensure long storage life.

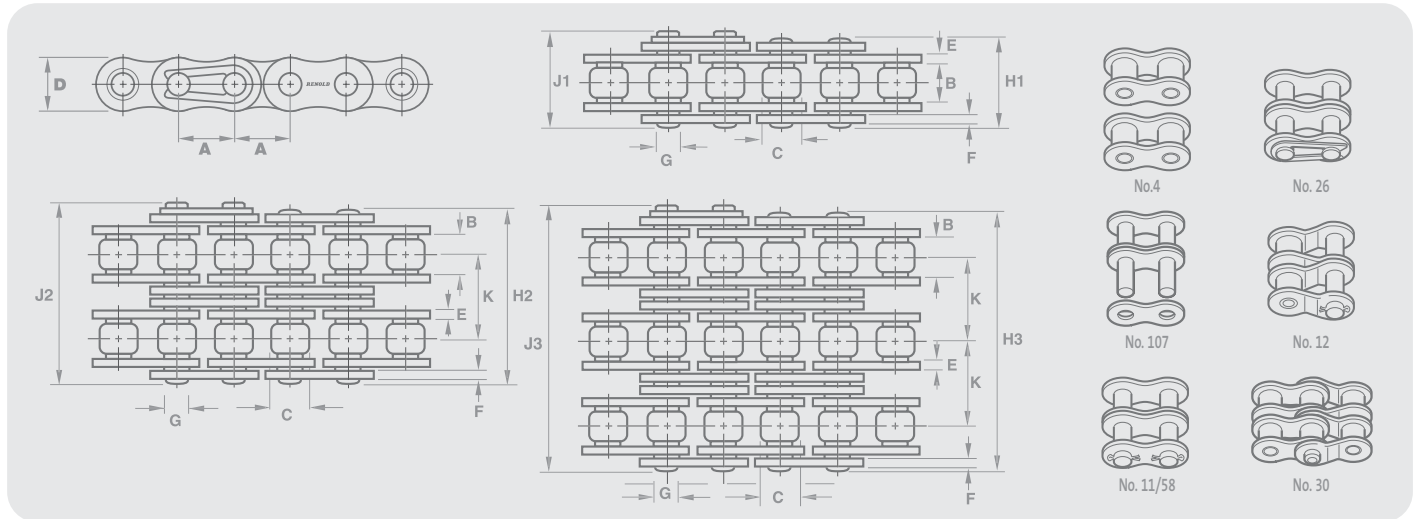
Renold pins are case-hardened and centreless ground producing perfectly cylindrical diameters with extremely high surface

Component life is maximised by the expert use and control of heat treatment.



Renold Roller Chain

European (BS) Standard / ISO 606



Chain Ref.		Technical Details (mm)											Connecting Links							
Renold Chain No.	ISO Ref.	Pitch (inch)	Pitch (mm)	Inside Width	Roller Diam.	Plate Height	Plate Width Inner	Plate Width Outer	Pin Diam.	Pin Length	Conn. Link Extension	Transverse Pitch	ISO606 Tensile Strength (Newtons)	Weight (kg/m)	No. 4	No. 107	No. 11	No. 26	No. 12	No. 30
				MIN	MAX	MAX	MAX	MAX	MAX	MAX	MAX	NOM	MIN							

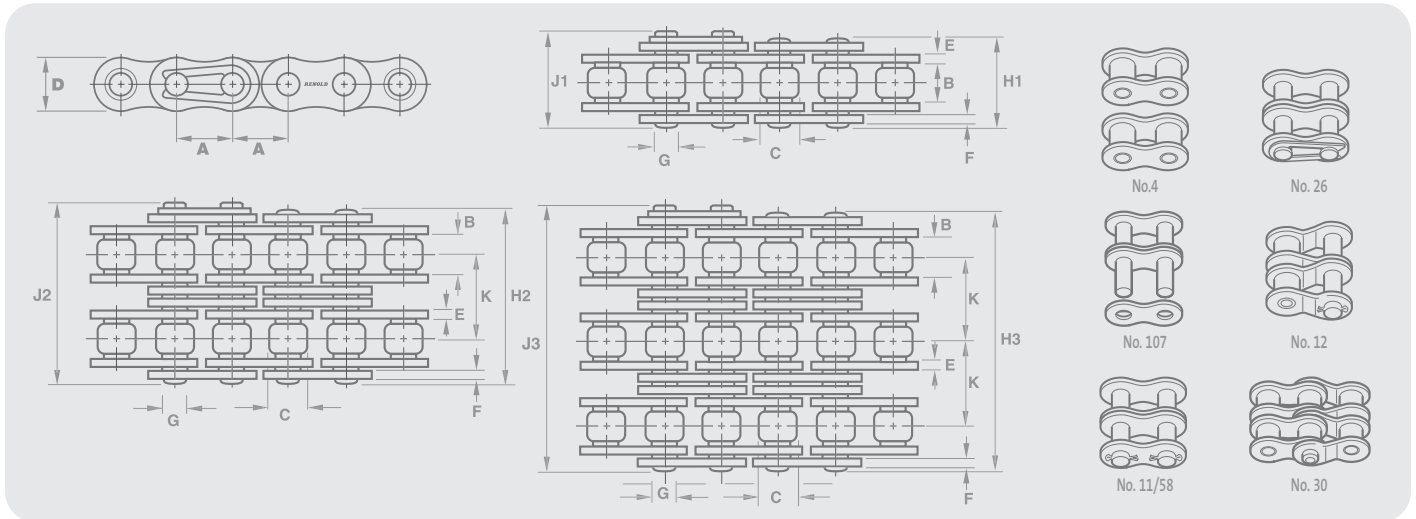
European (BS) Standard - Simplex

		A	A	B	C	D	E	F	G	H1	J	K									
1141	-	0.157	4.000	2.70	2.50	4.10	0.57	0.57	1.65	6.8	1.2	-	1800	0.07	✓	✓	✓	-	-	-	-
1151	03	0.197	5.000	2.50	3.20	4.10	0.60	0.60	1.49	7.4	1.3	-	2200	0.08	✓	✓	-	✓	-	-	-
1161	04	0.236	6.000	2.80	4.00	5.00	0.60	0.60	1.85	7.4	1.0	-	3000	0.12	✓	✓	-	✓	-	-	✓
05B1	05B-1	0.315	8.000	3.00	5.00	7.11	0.76	0.76	2.31	8.6	1.5	-	4400	0.18	✓	✓	-	✓	-	-	✓
06B1	06B-1	0.375	9.525	5.72	6.35	8.20	1.29	1.04	3.28	12.5	1.3	-	8900	0.39	✓	✓	-	✓	-	-	✓
08B1	08B-1	0.500	12.700	7.75	8.51	11.70	1.55	1.55	4.45	16.5	2.0	-	17800	0.70	✓	✓	-	✓	-	-	✓
111043	-	0.500	12.700	4.88	7.75	9.60	1.13	0.98	4.09	11.4	2.0	-	8900	0.35	✓	✓	-	✓	-	-	✓
111041	-	0.500	12.700	3.30	7.75	9.60	1.13	0.98	4.09	9.8	2.0	-	8900	0.30	✓	✓	-	✓	-	-	✓
110043	-	0.500	12.700	5.21	8.51	11.70	1.55	1.55	4.45	14.5	2.0	-	17800	0.70	✓	✓	-	✓	-	-	✓
10B1	10B-1	0.625	15.875	9.65	10.16	14.60	1.55	1.55	5.08	18.8	2.5	-	22200	0.96	✓	✓	-	✓	-	-	✓
110053	-	0.625	15.875	6.48	10.16	14.60	1.55	1.55	5.08	16.0	2.5	-	22200	0.81	✓	✓	-	✓	-	-	✓
12B1	12B-1	0.750	19.050	11.68	12.07	16.00	1.81	1.81	5.72	21.9	2.6	-	28900	1.22	✓	✓	-	✓	-	-	✓
16B1	16B-1	1.000	25.400	17.02	15.88	21.08	4.12	3.10	8.28	34.9	2.2	-	60000	2.80	✓	✓	-	✓	-	-	✓
20B1	20B-1	1.250	31.750	19.56	19.05	26.42	4.62	3.61	10.19	39.8	2.7	-	95000	3.85	✓	✓	-	✓	-	-	✓
24B1	24B-1	1.500	38.100	25.40	25.40	33.40	6.10	5.08	14.63	52.6	6.8	-	160000	7.45	✓	✓	✓	-	✓	-	-
28B1	28B-1	1.750	44.450	30.99	27.94	37.08	7.62	6.35	15.90	64.2	6.8	-	200000	9.35	✓	✓	✓	-	✓	-	-
32B1	32B-1	2.000	50.800	30.99	29.21	42.29	7.11	6.35	17.81	63.4	8.0	-	250000	10.10	✓	✓	✓	-	✓	-	-
40B1	40B-1	2.500	63.500	39.30	39.37	52.96	8.13	8.13	22.89	78.2	9.5	-	355000	16.50	✓	✓	✓	-	✓	-	-
180709	-	3.000	76.200	45.72	48.26	66.04	12.19	10.16	29.24	99.1	10.5	-	560000	25.80	✓	✓	✓	-	✓	-	-
180781	-	3.500	88.900	53.34	53.98	80.52	13.72	12.70	34.30	114.6	11.7	-	778435	35.20	✓	✓	✓	-	✓	-	-
110325	-	4.000	101.600	60.96	63.50	90.17	15.24	13.72	39.40	130.9	13.0	-	711800	49.30	✓	✓	-	-	✓	-	-

NOTE: Renold chain far exceeds the ISO 606 minimum tensile strength requirement, but Renold do not consider that this figure provides a useful indicator to the key chain performance areas of wear and fatigue.

Renold Roller Chain

European (BS) Standard / ISO 606



Chain Ref.		Technical Details (mm)											Connecting Links							
Renold Chain No.	ISO Ref.	Pitch (inch)	Pitch (mm)	Inside Width	Roller Diam.	Plate Height	Plate Width Inner	Plate Width Outer	Pin Diam.	Pin Length	Conn. Link Extension	Transverse Pitch	ISO606 Tensile Strength (Newtons) MIN	Weight kg/m	No. 4	No. 107	No. 11	No. 26	No. 12	No. 30

European (BS) Standard - Duplex

		A	A	B	C	D	E	F	G	H2	J	K									
05B2	05B-2	0.315	8.000	3.00	5.00	7.11	0.76	0.76	2.31	14.3	1.5	5.64	7800	0.36	✓	✓	-	✓	-	✓	✓
06B2	06B-2	0.375	9.525	5.72	6.35	8.20	1.29	1.04	3.28	23.0	1.3	10.24	16900	0.78	✓	✓	-	✓	-	✓	✓
08B2	08B-2	0.500	12.700	7.75	8.51	11.70	1.55	1.55	4.45	30.4	2.0	13.92	31100	1.38	✓	✓	-	✓	-	✓	✓
10B2	10B-2	0.625	15.875	9.65	10.16	14.60	1.55	1.55	5.08	35.4	2.5	16.59	44500	1.69	✓	✓	-	✓	-	✓	✓
12B2	12B-2	0.750	19.050	11.68	12.07	16.00	1.81	1.81	5.72	41.4	2.6	19.46	57800	2.42	✓	✓	-	✓	-	✓	✓
16B2	16B-2	1.000	25.400	17.02	15.88	21.08	4.12	3.10	8.28	66.8	2.2	31.88	106000	5.50	✓	✓	-	✓	-	✓	-
20B2	20B-2	1.250	31.750	19.56	19.05	26.42	4.62	3.61	10.19	76.7	2.7	36.45	170000	7.80	✓	✓	-	✓	-	✓	-
24B2	24B-2	1.500	38.100	25.40	25.40	33.40	6.10	5.08	14.63	101.3	6.8	48.36	280000	14.80	✓	✓	-	✓	-	✓	-
28B2	28B-2	1.750	44.450	30.99	27.94	37.08	7.62	6.35	15.90	123.7	6.8	59.56	360000	18.60	✓	✓	✓	-	✓	-	-
32B2	32B-2	2.000	50.800	30.99	29.21	42.29	7.11	6.35	17.81	122.0	8.0	58.55	450000	20.10	✓	✓	✓	-	✓	-	-
40B2	40B-2	2.500	63.500	39.30	39.37	52.96	8.13	8.13	22.89	150.5	9.5	72.29	630000	16.50	✓	✓	✓	-	✓	-	-
180721	-	3.000	76.200	45.72	48.26	66.04	12.19	10.16	29.24	190.4	10.5	91.21	1000000	51.00	✓	✓	✓	-	✓	-	-
180760	-	3.500	88.900	53.34	53.98	80.52	12.45	13.72	34.30	221.2	11.7	106.60	1557000	69.70	✓	✓	✓	-	✓	-	-
114325	-	4.000	101.600	60.96	63.50	90.17	15.24	13.72	39.40	250.8	13.0	119.90	1423420	97.50	✓	✓	-	-	-	-	-

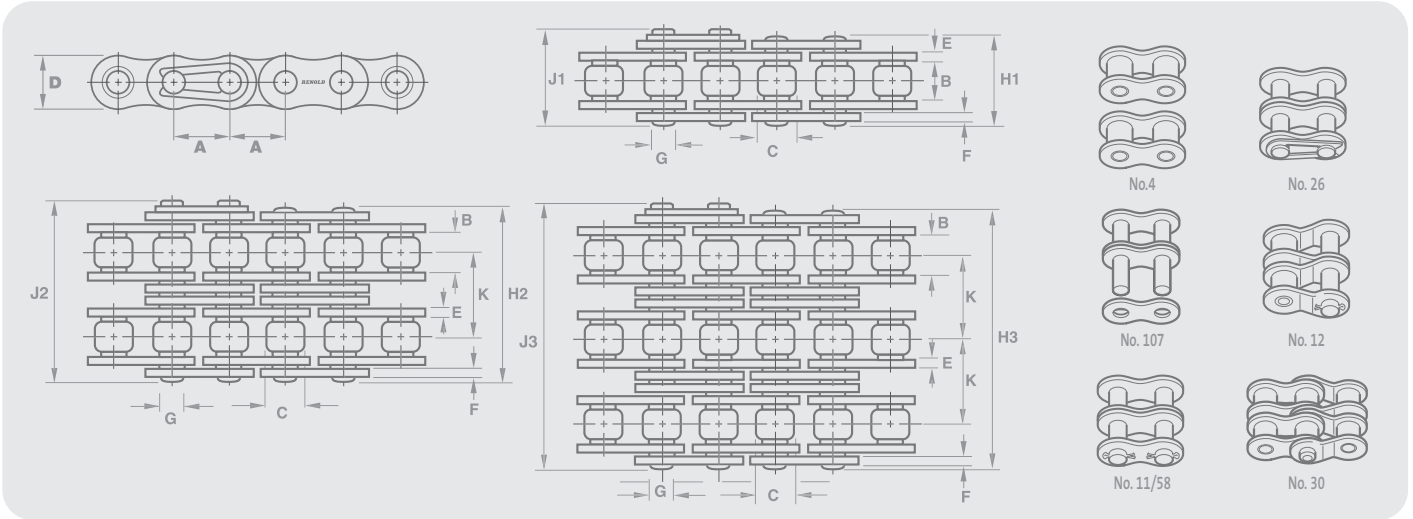
European (BS) Standard - Triplex

		A	A	B	C	D	E	F	G	H3	J	K									
05B3	05B-3	0.315	8.000	3.00	5.00	7.11	0.76	0.76	2.31	19.9	1.5	5.64	11100	0.54	✓	✓	-	✓	-	✓	✓
06B3	06B-3	0.375	9.525	5.72	6.35	8.20	1.29	1.04	3.28	33.3	1.3	10.24	24900	1.11	✓	✓	-	✓	-	✓	✓
08B3	08B-3	0.500	12.700	7.75	8.51	11.70	1.55	1.55	4.45	44.3	2.0	13.92	44500	2.06	✓	✓	-	✓	-	✓	✓
10B3	10B-3	0.625	15.875	9.65	10.16	14.60	1.55	1.55	5.08	52.0	2.5	16.59	66700	2.54	✓	✓	-	✓	-	✓	✓
12B3	12B-3	0.750	19.050	11.68	12.07	16.00	1.81	1.81	5.72	60.9	2.6	19.46	86700	3.59	✓	✓	-	✓	-	✓	✓
16B3	16B-3	1.000	25.400	17.02	15.88	21.08	4.12	3.10	8.28	98.6	2.2	31.88	160000	8.15	✓	✓	-	✓	-	✓	-
20B3	20B-3	1.250	31.750	19.56	19.05	26.42	4.62	3.61	10.19	113.2	2.7	36.45	250000	11.65	✓	✓	-	✓	-	✓	-
24B3	24B-3	1.500	38.100	25.40	25.40	33.40	6.10	5.08	14.63	149.7	6.8	48.36	425000	22.25	✓	✓	✓	-	✓	-	-
28B3	28B-3	1.750	44.450	30.99	27.94	37.08	7.62	6.35	15.90	183.3	6.8	59.56	530000	28.00	✓	✓	✓	-	✓	-	-
32B3	32B-3	2.000	50.800	30.99	29.21	42.29	7.11	6.35	17.81	180.5	8.0	58.55	670000	30.00	✓	✓	✓	-	✓	-	-
40B3	40B-3	2.500	63.500	39.30	39.37	52.96	8.13	8.13	22.89	222.8	9.5	72.29	950000	48.90	✓	✓	✓	-	✓	-	-
180739	-	3.000	76.200	45.72	48.26	66.04	12.19	10.16	29.24	281.6	10.5	91.21	1500000	76.20	✓	✓	✓	-	✓	-	-

NOTE: Renold chain far exceeds the ISO 606 minimum tensile strength requirement, but Renold do not consider that this figure provides a useful indicator to the key chain performance areas of wear and fatigue.

Renold Roller Chain

ANSI Standard / ISO 606



Chain Ref.		Technical Details (mm)											Connecting Links								
Renold Chain No.	ISO Ref.	Pitch (inch)	Pitch (mm)	Inside Width	Roller Diam.	Plate Height	Plate Width Inner	Plate Width Outer	Pin Diam.	Pin Length	Conn. Link Extension	Transverse Pitch	ISO606 Tensile Strength (Newtons)	Weight (kg/m)	No. 4	No. 107	No. 11	No. 26	No. 58	No. 12	No. 30
				MIN	MAX	MAX	MAX	MAX	MAX	MAX	MAX	NOM	MIN								

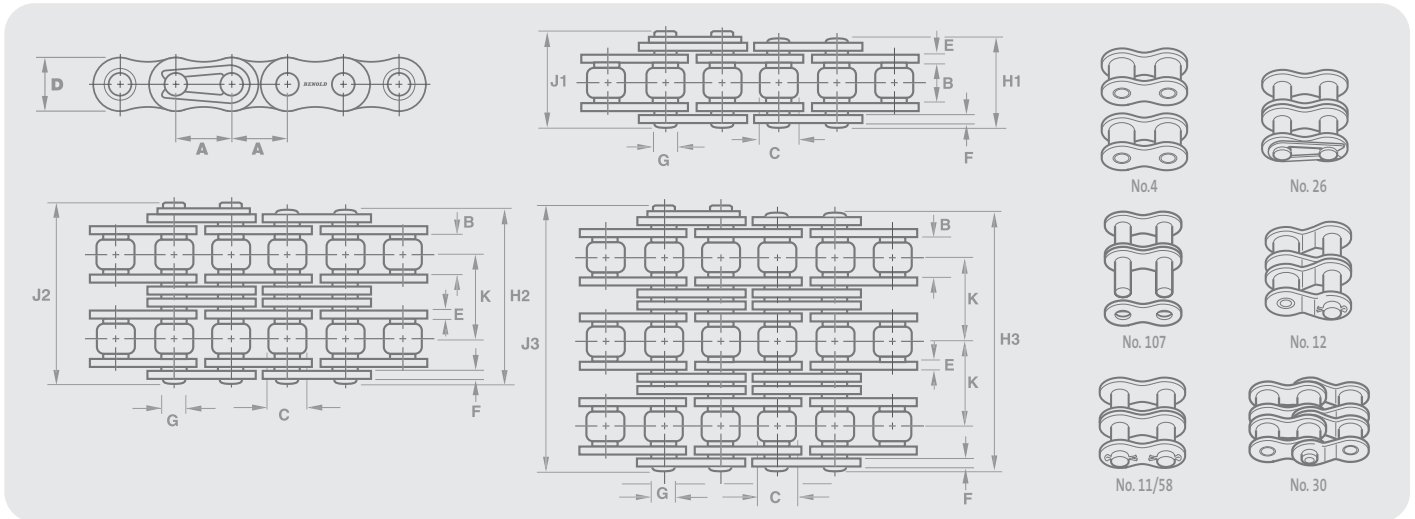
ANSI Standard - Simplex

		A	A	B	C	D	E	F	G	H1	J	K										
25A1	25-1	0.250	6.350	3.10	3.30	5.90	0.76	0.76	2.30	7.9	1.2	-	3500	0.12	✓	✓	-	✓	-	-	✓	✓
35A1	35-1	0.375	9.525	4.68	5.08	8.60	1.29	1.29	3.59	12.0	1.7	-	7900	0.35	✓	✓	-	✓	-	-	✓	✓
40A1	40	0.500	12.700	7.85	7.92	11.20	1.55	1.55	3.97	16.4	2.1	-	13900	0.60	✓	✓	✓	✓	-	-	✓	✓
41A1	41	0.500	12.700	6.35	7.77	9.91	1.30	1.30	3.59	14.5	2.1	-	6700	0.42	✓	✓	-	✓	-	-	✓	✓
50A1	50-1	0.625	15.875	9.40	10.16	14.60	2.04	2.04	5.08	20.4	2.7	-	21800	1.00	✓	✓	✓	✓	-	-	✓	✓
60A1	60-1	0.750	19.050	12.57	11.91	17.50	2.45	2.45	5.94	25.3	2.6	-	31300	1.47	✓	✓	✓	✓	-	-	✓	✓
80A1	80-1	1.000	25.400	15.75	15.88	24.13	3.25	3.25	7.94	32.7	3.0	-	55600	2.80	✓	✓	✓	-	-	-	✓	✓
100A1	100-1	1.250	31.750	18.90	19.05	30.17	4.06	4.06	9.54	39.7	4.2	-	87000	4.20	✓	✓	✓	-	-	-	✓	✓
120A1	120-1	1.500	38.100	25.23	22.23	36.20	4.80	4.80	11.11	49.3	5.3	-	125000	5.70	✓	✓	✓	-	-	-	✓	✓
140A1	140-1	1.750	44.450	25.23	25.40	42.23	5.61	5.61	12.71	52.9	5.2	-	170000	7.80	✓	✓	✓	-	-	-	✓	✓
160A1	160-1	2.000	50.800	31.55	28.58	48.26	6.35	6.35	14.29	63.1	6.5	-	223000	10.40	✓	✓	✓	-	-	-	✓	✓
180A1	180-1	2.250	57.150	35.48	35.71	54.30	7.11	7.11	17.46	70.6	7.9	-	281000	13.94	✓	✓	✓	-	-	-	✓	✓
200A1	200-1	2.500	63.500	37.85	39.67	60.33	8.13	8.13	19.85	76.9	9.0	-	347000	17.30	✓	✓	✓	-	-	-	✓	✓
240A1	240-1	3.000	76.200	47.35	47.62	72.39	9.80	9.80	23.80	94.4	10.5	-	500000	25.00	✓	✓	✓	-	-	-	✓	✓

NOTE: Renold chain far exceeds the ISO 606 minimum tensile strength requirement, but Renold do not consider that this figure provides a useful indicator to the key chain performance areas of wear and fatigue.

Renold Roller Chain

ANSI Standard / ISO 606



Chain Ref.		Technical Details (mm)												Connecting Links							
Renold Chain No.	ISO Ref.	Pitch (inch)	Pitch (mm)	Inside Width	Roller Diam.	Plate Height	Plate Width Inner	Plate Width Outer	Pin Diam.	Pin Length	Conn. Link Extension	Transverse Pitch	ISO606 Tensile Strength (Newtons)	Weight (kg/m)	No. 4	No. 107	No. 11	No. 26	No. 58	No. 12	No. 30
				MIN	MAX	MAX	MAX	MAX	MAX	MAX	MAX	NOM	MIN								

ANSI Standard - Duplex

		A	A	B	C	D	E	F	G	H2	J	K										
25A2	25-2	0.250	6.350	3.10	3.30	5.90	0.76	0.76	2.30	14.2	1.2	6.40	7000	0.26	✓	✓	-	✓	-	-	✓	✓
35A2	35-2	0.375	9.525	4.68	5.08	8.60	1.29	1.29	3.59	22.2	1.7	10.13	15800	0.62	✓	✓	-	✓	-	-	✓	✓
40A2	40-2	0.500	12.700	7.85	7.92	11.20	1.55	1.55	3.97	30.8	2.1	14.38	27800	1.20	✓	✓	✓	✓	-	-	✓	✓
50A2	50-2	0.625	15.875	9.40	10.16	14.60	2.04	2.04	5.08	38.4	2.7	18.11	43600	1.98	✓	✓	✓	✓	-	-	✓	✓
60A2	60-2	0.750	19.050	12.57	11.91	17.50	2.45	2.45	5.94	48.1	2.6	22.78	62600	2.91	✓	✓	✓	✓	-	-	✓	✓
80A2	80-2	1.000	25.400	15.75	15.88	24.13	3.25	3.25	7.94	61.9	3.0	29.29	111200	5.50	✓	✓	✓	-	-	✓	✓	-
100A2	100-2	1.250	31.750	18.90	19.05	30.17	4.06	4.06	9.54	75.4	4.2	35.76	174000	8.40	✓	✓	✓	-	-	✓	✓	-
120A2	120-2	1.500	38.100	25.23	22.23	36.20	4.80	4.80	11.11	94.7	5.3	45.44	250000	11.00	✓	✓	✓	-	-	✓	✓	-
140A2	140-2	1.750	44.450	25.23	25.40	42.23	5.61	5.61	12.71	101.8	5.2	48.87	340000	15.50	✓	✓	✓	-	-	✓	✓	-
160A2	160-2	2.000	50.800	31.55	28.58	48.26	6.35	6.35	14.29	121.6	6.5	58.55	446000	20.60	✓	✓	✓	-	-	✓	✓	-
180A2	180-2	2.250	57.150	35.48	35.71	54.30	7.11	7.11	17.46	136.5	7.9	65.84	562000	27.72	✓	✓	✓	-	-	✓	✓	-
200A2	200-2	2.500	63.500	37.85	39.67	60.33	8.13	8.13	19.85	148.5	9.0	71.55	694000	34.40	✓	✓	✓	-	-	✓	✓	-
240A2	240-2	3.000	76.200	47.35	47.62	72.39	9.80	9.80	23.80	182.2	10.5	87.80	1000000	50.00	✓	✓	✓	-	-	✓	✓	-

ANSI Standard - Triplex

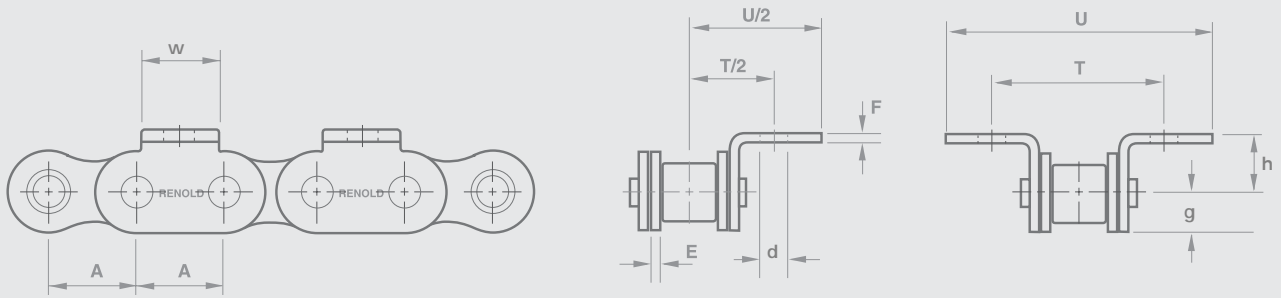
		A	A	B	C	D	E	F	G	H3	J	K										
25A3	25-3	0.250	6.350	3.10	3.30	5.90	0.76	0.76	2.30	20.8	1.2	6.40	10500	0.39	✓	✓	-	✓	-	-	✓	✓
35A3	35-3	0.375	9.525	4.68	5.08	8.60	1.29	1.29	3.59	32.2	1.7	10.13	23700	0.93	✓	✓	-	✓	-	-	✓	✓
40A3	40-3	0.500	12.700	7.85	7.92	11.20	1.55	1.55	3.97	45.1	2.1	14.38	41700	1.80	✓	✓	✓	✓	-	-	✓	✓
50A3	50-3	0.625	15.875	9.40	10.16	14.60	2.04	2.04	5.08	56.5	2.7	18.11	65400	2.96	✓	✓	✓	✓	-	-	✓	✓
60A3	60-3	0.750	19.050	12.57	11.91	17.50	2.45	2.45	5.94	70.9	2.6	22.78	93900	4.38	✓	✓	✓	✓	-	-	✓	✓
80A3	80-3	1.000	25.400	15.75	15.88	24.13	3.25	3.25	7.94	91.2	3.0	29.29	166800	8.30	✓	✓	✓	✓	-	-	✓	✓
100A3	100-3	1.250	31.750	18.90	19.05	30.17	4.06	4.06	9.54	111.2	4.2	35.76	261000	12.60	✓	✓	✓	✓	-	-	✓	✓
120A3	120-3	1.500	38.100	25.23	22.23	36.20	4.80	4.80	11.11	140.2	5.3	45.44	375000	16.70	✓	✓	✓	✓	-	-	✓	✓
140A3	140-3	1.750	44.450	25.23	25.40	42.23	5.61	5.61	12.71	150.7	5.2	48.87	510000	23.10	✓	✓	✓	✓	-	-	✓	✓
160A3	160-3	2.000	50.800	31.55	28.58	48.26	6.35	6.35	14.29	180.2	6.5	58.55	669000	31.00	✓	✓	✓	✓	-	-	✓	✓
180A3	180-3	2.250	57.150	35.48	35.71	54.30	7.11	7.11	17.46	202.3	7.9	65.84	843000	41.50	✓	✓	✓	✓	-	-	✓	✓
200A3	200-3	2.500	63.500	37.85	39.67	60.33	8.13	8.13	19.85	229.0	9.0	71.55	1041000	51.20	✓	✓	✓	✓	-	-	✓	✓
240A3	240-3	3.000	76.200	47.35	47.62	72.39	9.80	9.80	23.80	270.1	10.5	87.80	1500000	75.00	✓	✓	✓	✓	-	-	✓	✓

NOTE: Renold chain far exceeds the ISO 606 minimum tensile strength requirement, but Renold do not consider that this figure provides a useful indicator to the key chain performance areas of wear and fatigue.

K1 Attachments

Renold / ISO 606

K1 Attachment



Chain Ref.		Technical Details (mm)									
Renold Chain No.	ISO Ref.	Pitch (inch)	Pitch (mm)								

Renold Standard

		A	A	E	F	w	h	d	g	T	U
08B1	08B	0.500	12.700	1.57	1.57	11.56	8.89	4.19	6.80	23.80	37.92
10B1	10B	0.625	15.875	1.57	1.57	12.83	10.16	4.98	6.80	31.75	44.45
12B1	12B	0.750	19.050	1.83	1.83	16.64	13.49	7.14	8.02	38.10	59.66
16B1	16B	1.000	25.400	4.06	3.10	24.32	15.24	6.68	10.27	47.63	74.45
20B1	20B	1.250	31.750	4.62	3.61	25.59	19.84	8.08	12.58	63.50	93.62

ISO Standard

		A	A	E	F	w	h	d	g	T	U
1161	04	0.236	6.000	0.57	0.57	5.8	4.5	2.3	2.5	11.2	17.6
05B1	05B	0.315	8.000	0.73	0.73	7.8	5.3	2.3	3.4	13.5	21.5
06B1*	06B	0.375	9.525	1.25	1.00	8.0	6.7	3.3	4.1	19.6	28.5
08B1	08B	0.500	12.700	1.51	1.51	11.0	8.9	4.3	5.9	25.4	41.7
10B1	10B	0.625	15.875	1.51	1.51	14.0	10.3	5.3	6.8	31.8	49.0
12B1	12B	0.750	19.050	1.76	1.76	18.0	13.5	6.6	8.1	38.1	52.7
16B1	16B	1.000	25.400	3.70	3.00	24.0	15.9	6.6	10.5	50.8	85.6
20B1	20B	1.250	31.750	4.40	3.50	30.0	19.9	8.4	13.2	63.5	101.0
24B1	24B	1.500	38.100	5.40	5.00	36.0	28.0	10.5	16.7	88.0	124.7

* Straight plate

K1 Attachment (above)



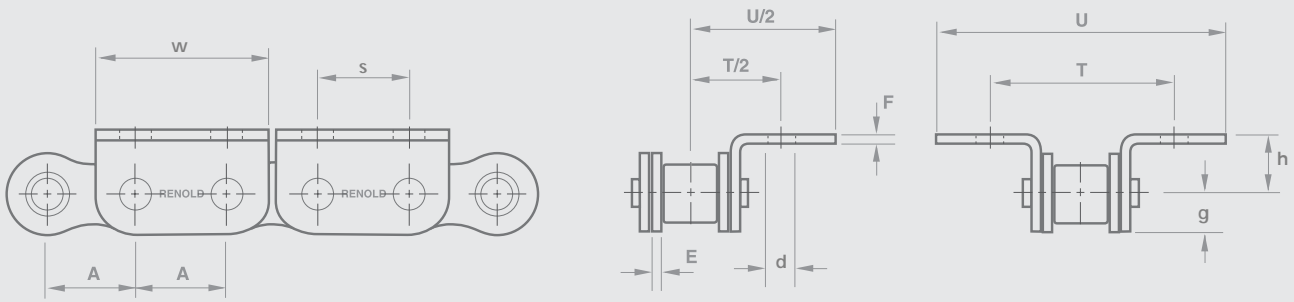
K2 Attachment (opposite)



K2 Attachments

Renold / ISO 606

K2 Attachment



Chain Ref.		Technical Details (mm)										
Renold Chain No.	ISO Ref.	Pitch (inch)	Pitch (mm)									

Renold Standard

		A	A	E	F	h	d	g	w	s	T	U
08B1	08B	0.500	12.700	1.57	1.57	9.890	4.85	6.80	24.50	12.700	25.40	40.46
10B1	10B	0.625	15.875	1.57	1.57	10.160	4.98	6.80	29.97	15.875	31.75	45.57
12B1	12B	0.750	19.050	1.83	1.83	11.430	5.54	8.02	35.48	19.050	34.93	51.13
16B1	16B	1.000	25.400	4.06	3.10	15.875	8.08	10.27	45.91	25.400	57.15	78.26
20B1	20B	1.250	31.720	4.62	3.61	19.840	8.08	12.58	58.10	31.750	63.50	93.62

ISO Standard


		A	A	E	F	h	d	g	w	s	T	U
1161	04	-	6.000	0.57	0.57	4.5	2.3	2.5	11.1	6.0	11.2	17.6
05B1	05B	-	8.000	0.73	0.73	5.3	2.3	3.4	14.8	8.0	13.5	21.5
06B1*	06B	0.375	9.525	1.25	1.00	6.7	3.3	4.1	19.6	9.5	19.6	28.5
08B1	08B	0.500	12.700	1.51	1.51	8.9	4.3	5.9	24.4	12.7	25.4	41.7
10B1	10B	0.625	15.875	1.51	1.51	10.3	5.3	6.8	29.9	15.9	31.8	49.6
12B1	12B	0.750	19.050	1.76	1.76	13.5	6.6	8.1	35.4	19.0	38.1	48.8
16B1	16B	1.000	25.400	3.70	3.00	15.9	6.6	10.5	46.2	26.4	50.8	85.6
20B1	20B	1.250	31.750	4.40	3.50	19.9	8.4	13.2	57.0	31.7	63.5	101.0
24B1	24B	1.500	38.100	5.40	5.00	28.0	10.5	16.7	71.5	38.1	88.0	124.7

* Straight plate

M1 Attachment (overleaf)

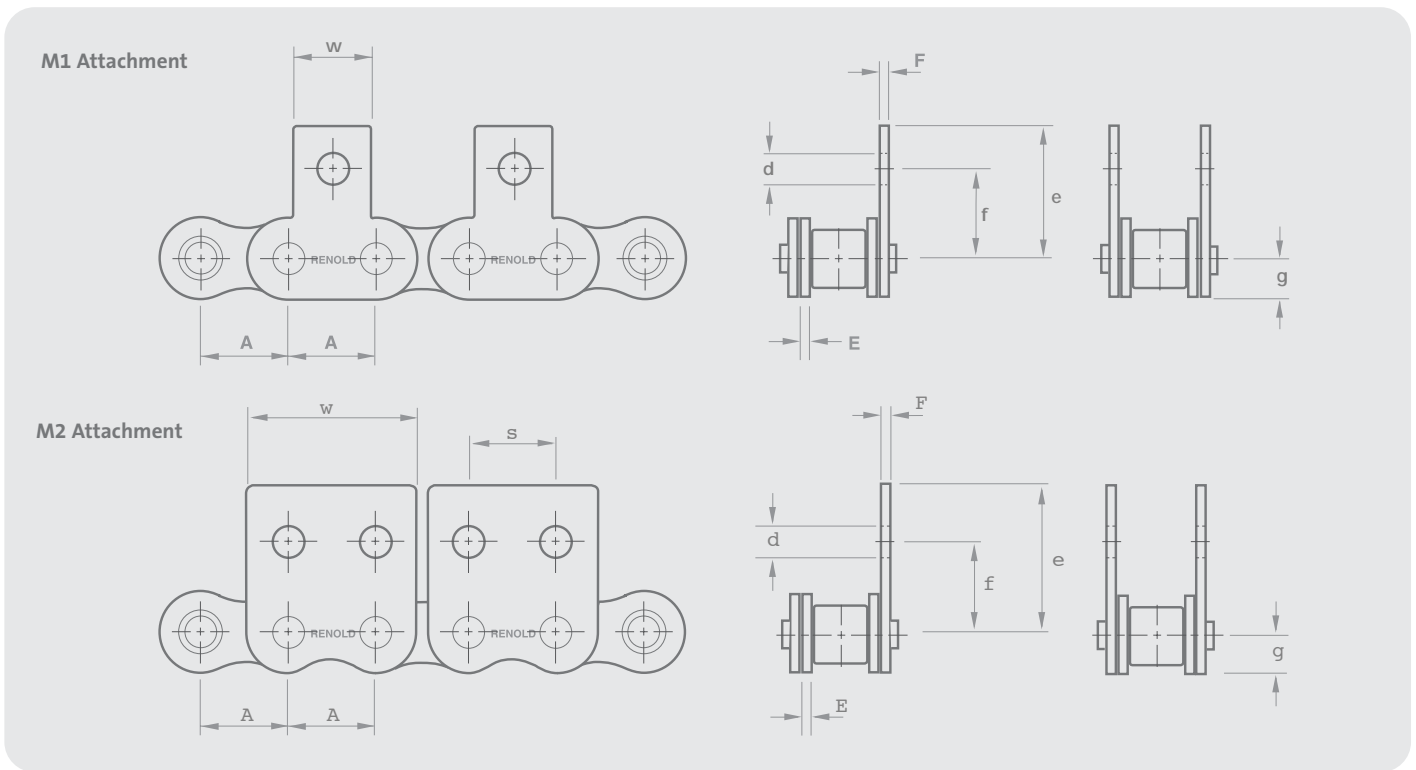


M2 Attachment (overleaf)



M1/M2 Attachments

Renold / ISO 606



Chain Ref.		Technical Details (mm)								
Renold Chain No.	ISO Ref.	Pitch (inch)	Pitch (mm)							

Renold Standard - M1 Attachment

		A	A	E	F	w	e	f	d	g
08B1	08B	0.500	12.700	1.57	1.57	11.56	19.00	12.700	4.19	6.80
10B1	10B	0.625	15.875	1.57	1.57	12.83	22.54	15.875	4.98	6.80
12B1	12B	0.750	19.050	1.83	1.83	16.64	31.98	22.230	7.14	8.02
16B1	16B	1.000	25.400	4.06	3.10	24.32	34.13	23.800	6.73	10.27
20B1	20B	1.250	31.750	4.62	3.61	25.59	46.02	31.750	8.20	12.58

ISO Standard - M1 Attachment

		A	A	E	F	w	e	f	d	g
1161	04	-	6.000	0.57	0.57	5.80	10.0	6.8	2.3	2.5
05B1	05B	-	8.000	0.73	0.73	7.80	11.9	8.6	2.3	3.4
06B1*	06B	0.375	9.525	1.25	1.00	8.00	14.5	10.1	3.3	4.1
08B1	08B	0.500	12.700	1.51	1.51	11.00	20.8	13.0	4.3	5.9
10B1	10B	0.625	15.875	1.51	1.51	14.00	24.9	16.5	5.3	6.8
12B1	12B	0.750	19.050	1.76	1.76	18.00	28.2	21.0	6.6	8.1
16B1	16B	1.000	25.400	3.70	3.00	24.00	39.7	23.0	6.6	10.5
20B1	20B	1.250	31.750	4.40	3.50	30.00	47.5	30.5	8.4	13.2
24B1	24B	1.500	38.100	5.40	5.00	36.00	61.5	42.7	10.5	16.7

ISO Standard - M2 Attachment

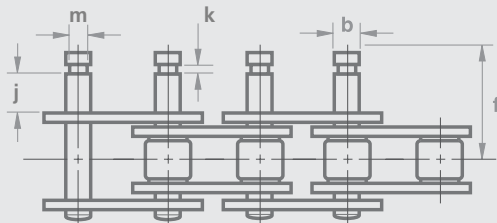
		A	A	E	F	e	f	d	g	w	s
1161	04	-	6.000	0.57	0.57	10.0	6.8	2.3	2.5	11.1	6.0
05B1	05B	-	8.000	0.73	0.73	11.9	8.6	2.3	3.4	14.8	8.0
06B1*	06B	0.375	9.525	1.25	1.00	14.5	10.1	3.3	4.1	17.6	9.5
08B1	08B	0.500	12.700	1.51	1.51	20.8	13.0	4.3	5.9	24.4	12.7
10B1	10B	0.625	15.875	1.51	1.51	24.9	16.5	5.3	6.8	29.9	15.9
12B1	12B	0.750	19.050	1.76	1.76	28.2	21.0	6.6	8.1	35.4	19.0
16B1	16B	1.000	25.400	3.70	3.00	39.7	23.0	6.6	10.5	46.2	25.4
20B1	20B	1.250	31.750	4.40	3.50	47.5	30.5	8.4	13.2	57.0	31.7
24B1	24B	1.500	38.100	5.40	5.00	61.5	42.7	10.5	16.7	71.5	38.1

* Straight plate

Extended Bearing Pins

European (BS) Standard / ISO 606

Extended pin + circlip groove (type C)



Unit assemblies



No 163
Outer link



No 165
Connecting link - spring clip



No 164
Outer link



No 166
Connecting link - spring clip

Chain Ref.		Technical Details (mm)						
Renold Chain No.	ISO Ref.	Pitch (inch)	Pitch (mm)	Pin Diam.	Extension Length to Circlip Groove	Circlip Groove Width	Circlip Groove Diam.	Chain track from chain Centre line
				MAX	MAX	MIN	MIN	MAX

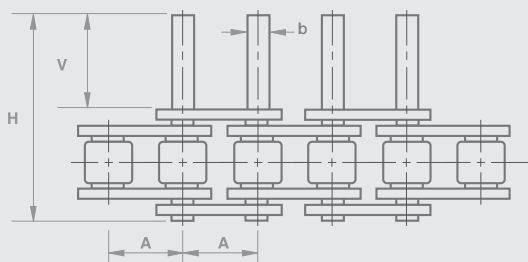
Type C

		A	A	b	j	k	m	f
08B1	08B-1	0.500	12.700	4.45	7.19	0.58	3.18	17.78
10B1	10B-1	0.625	15.875	5.08	9.45	0.71	3.73	21.34
12B1	12B-1	0.750	19.050	5.72	11.81	0.71	4.78	25.15
16B1	16B-1	1.000	25.400	8.28	15.75	1.02	6.93	36.58

Extended pins with circlip groove



Extended pin + circlip groove (type C)



Unit assemblies



No 563
Outer link



No 565
Connecting link - spring clip



No 564
Outer link



No 566
Connecting link - spring clip

Chain Ref.		Technical Details (mm)				
Renold Chain No.	ISO Ref.	Pitch (inch)	Pitch (mm)	Pin Diam.	Extension Length	Pin Length
				±0.01	±0.25	MAX

Type D - ISO 606

		A	A	b	v	h
06B1*	06B-1	0.375	9.525	3.28	11.3	23.8
08B1	08B-1	0.500	12.700	4.45	14.8	31.0
10B1	10B-1	0.625	15.875	5.08	17.6	36.2
12B1	12B-1	0.750	19.050	5.72	20.7	42.4
16B1	16B-1	1.000	25.400	8.28	33.3	68.0
20B1	20B-1	1.250	31.750	10.19	38.3	79.7
24B1	24B-1	1.500	38.100	14.63	50.3	101.8

Straight extended pin



Australia**Melbourne (Victoria)**

Tel: + 61 (0) 3 9262 3333
Fax: + 61 (0) 3 9561 8561
e-mail: melsmg@renold.com.au

*also at: Sydney, Brisbane, Adelaide, Perth,
Newcastle, Wollongong, Townsville*

Austria**Vienna**

Tel: + 43 (0) 1 330 3484
Fax: + 43 (0) 1 330 3484-5
e-mail: office@renold.at

*also at: Budapest (Hungary),
Zlin (Czech Republic)*

Belgium**Brussels**

Tel: + 32 (0) 2 201 1262
Fax: + 32 (0) 2 203 2210
e-mail: info@renold.be

Canada**Brantford (Ontario)**

Tel: + 1 519 756 6118
Fax: + 1 519 756 1767
e-mail: inquiry@renoldcanada.com

also at: Montreal

China**Shanghai**

Tel: + 21 5046 2696
Fax: + 21 5046 2695
e-mail: sales@renold.cn

France**Seclin**

Tel: + 33 (0) 320 16 29 29
Fax: + 33 (0) 320 16 29 00
e-mail: contact@brampton-renold.com

Germany**Einbeck**

Tel: + 49 (0) 5562 810
Fax: + 49 (0) 5562 81130
e-mail: info@renold.de

also at: Düsseldorf

Malaysia**Selangor Darul Ehsan**

Tel: + 60 3-5122 7880
Fax: + 60 3-5122 7881
e-mail: sales@renoldmalaysia.com

also at: Johor Bharu, Ipoh, Penang

Netherlands**Amsterdam**

Tel: + 31 (0)20 6146661
Fax: + 31 (0)20 6146391
e-mail: info@renold.nl

New Zealand**Auckland**

Tel: + 64 9828 5018
Fax: + 64 9828 5019
e-mail: aksales@renold.co.nz

also at: Christchurch

Philippines**Paranaque City**

Tel: + 63 2 829 6086
Fax: + 63 2 826 5211

Poland**c/o Einbeck (Germany)**

Tel: + 48 663 842 487

Russia**Moscow**

Tel: + 7 495 645 2250
Fax: + 7 495 645 2251
e-mail: info@renold.ru

Scandinavia**Hvidovre (Copenhagen)**

Tel: + 45 43 45 26 11
Fax: + 45 43 45 65 92
e-mail: infor@renold.com

Singapore

Tel: + 65 6760 2422
Fax: + 65 6760 1507
e-mail: sales@renold.sg

South Africa**Benoni (Johannesburg)**

Tel: + 27 11 747 9500
Fax: + 27 11 747 9505
e-mail: sales@renold.co.za

*also at: Richards Bay,
Port Elizabeth, Cape Town*

Spain**Gavá (Barcelona)**

Tel: + 34 93 638 9641
Fax: + 34 93 638 0737
e-mail: spain@renold.com

Switzerland**Dübendorf (Zürich)**

Tel: + 41 (0) 44 824 8484
Fax: + 41 (0) 44 824 8411
e-mail: duebendorf@renold.com

also at: Crissier (Lausanne)

UK**Burton upon Trent**

Tel: + 44 (0) 1283 512940
Fax: + 44 (0) 1283 512628
e-mail: ukchain@renold.com

USA**Morristown TN**

Tel: + 1 800 251 9012
Fax: + 1 423 581 2399
e-mail: sales@renoldjeffrey.com

*For other country distributors please consult
www.renold.com.*

*Whilst all reasonable care is taken in compiling
the information contained in this brochure, no
responsibility is accepted for printing errors.*

*All information contained in this brochure is
subject to change after the date of publication.*

© Renold Power Transmission 2008.

Ref: REN10/ ENG / 04.08

RENOLD
Superior Chain Technology